

# Indiana Association of County Commissioners

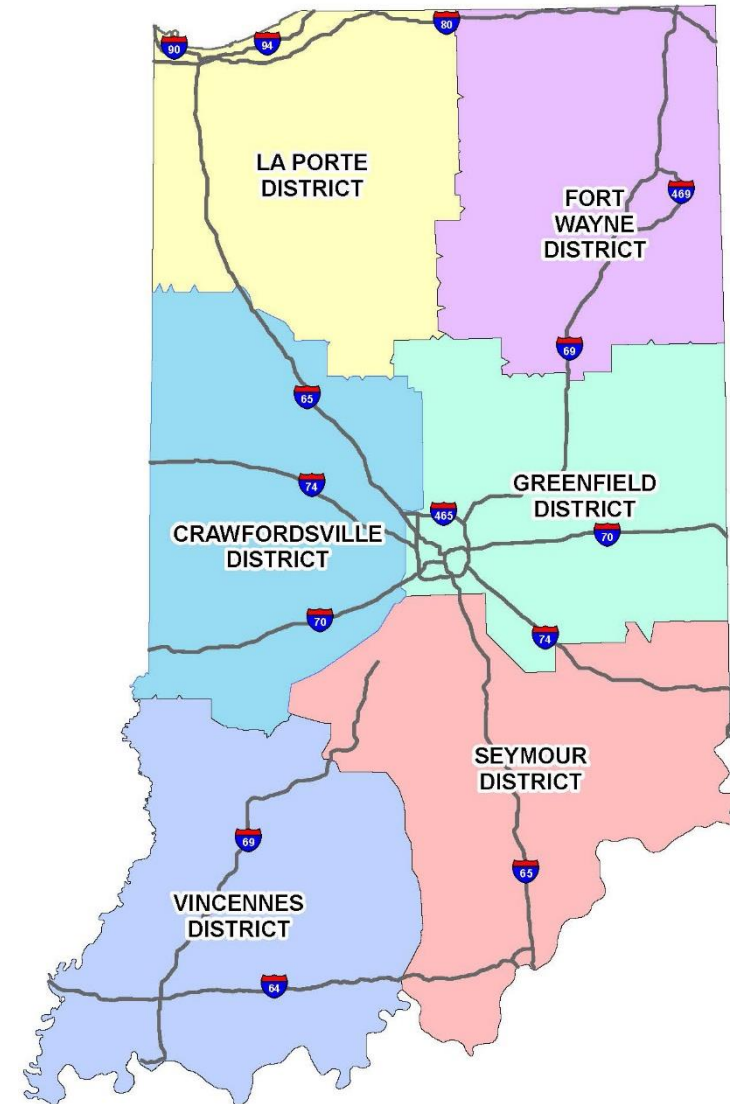
Michael Smith  
Commissioner

Indiana Department of Transportation

December 1, 2022

# INDOT At-A-Glance

- Six district offices and a central office
- 29,783 total roadway lane miles
- 5,728 INDOT owned and maintained bridges
- Impacts cities, towns, and communities in all 92 Indiana counties
- Connects people, drives economic growth, and improves quality of life
- INDOT Goals
  - Excellence in Core Service Delivery
  - Plan for the Future
  - Enhance Internal Services
  - Intentional Partnership



# Indiana #1

---

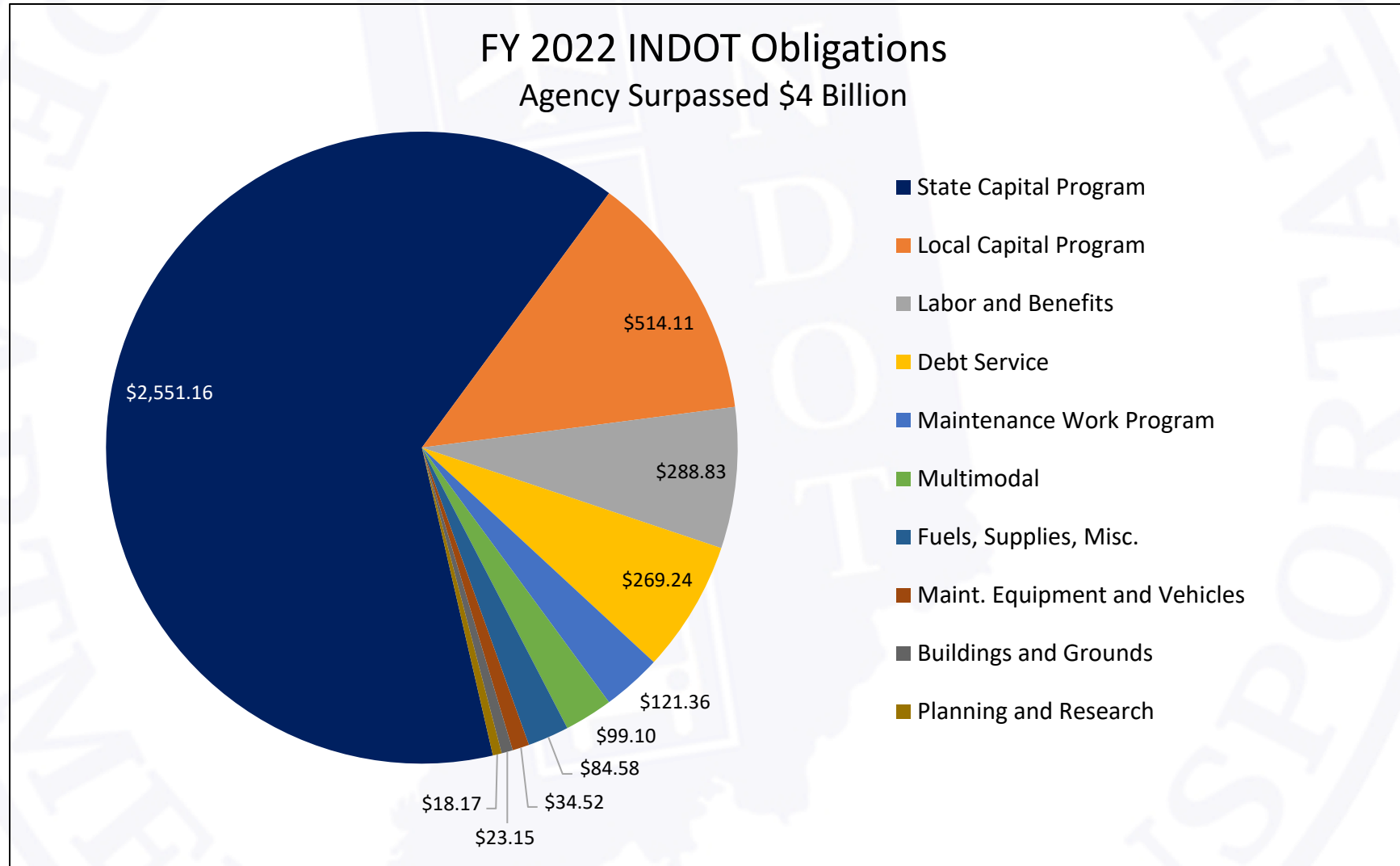
## Indiana Named #1 in the Nation for Infrastructure

in the 2022 CNBC America's Top States for Business ranking

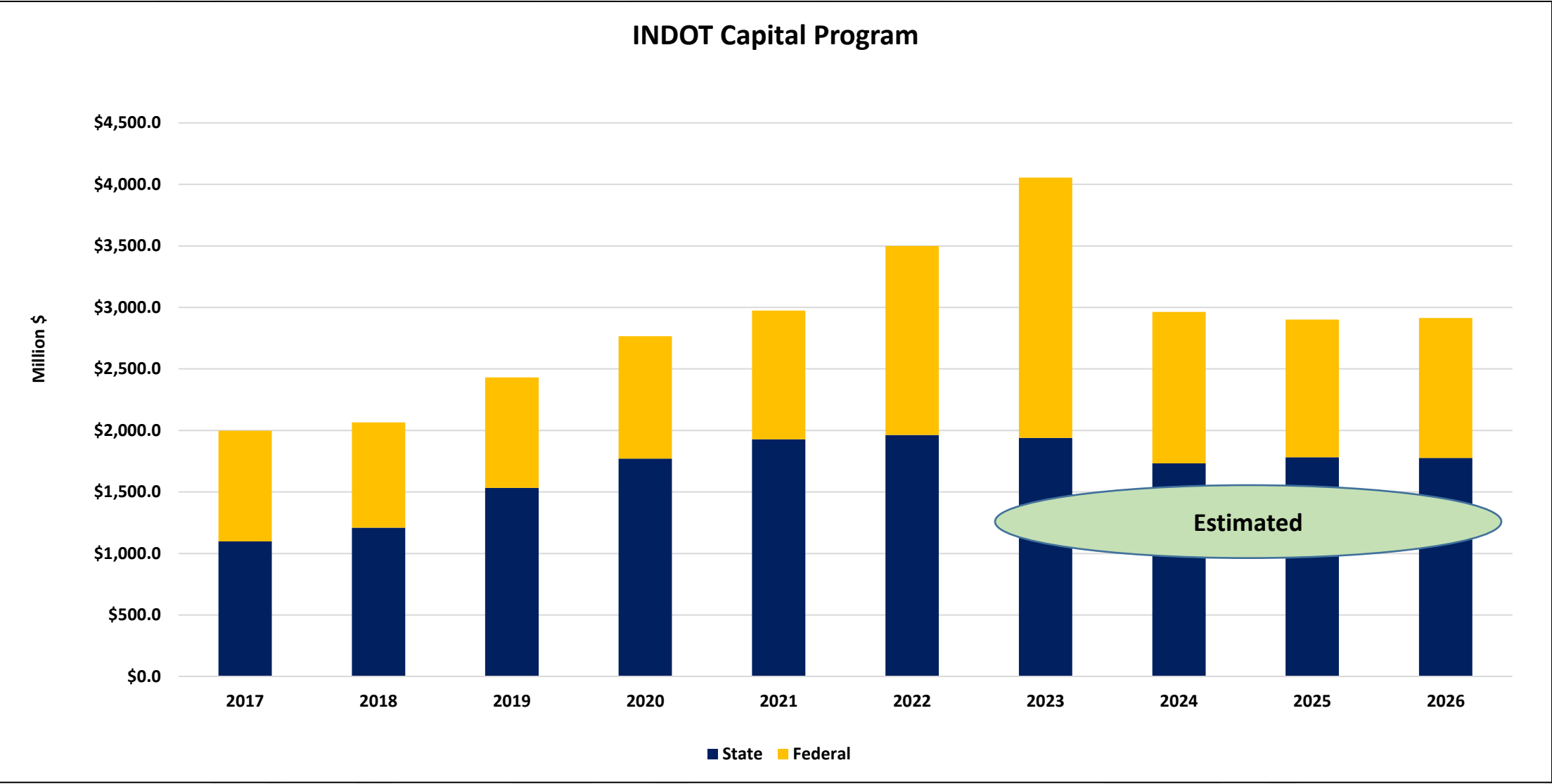


AMERICA'S **TOP STATES** FOR BUSINESS

# Fiscal Year 2022 Obligations



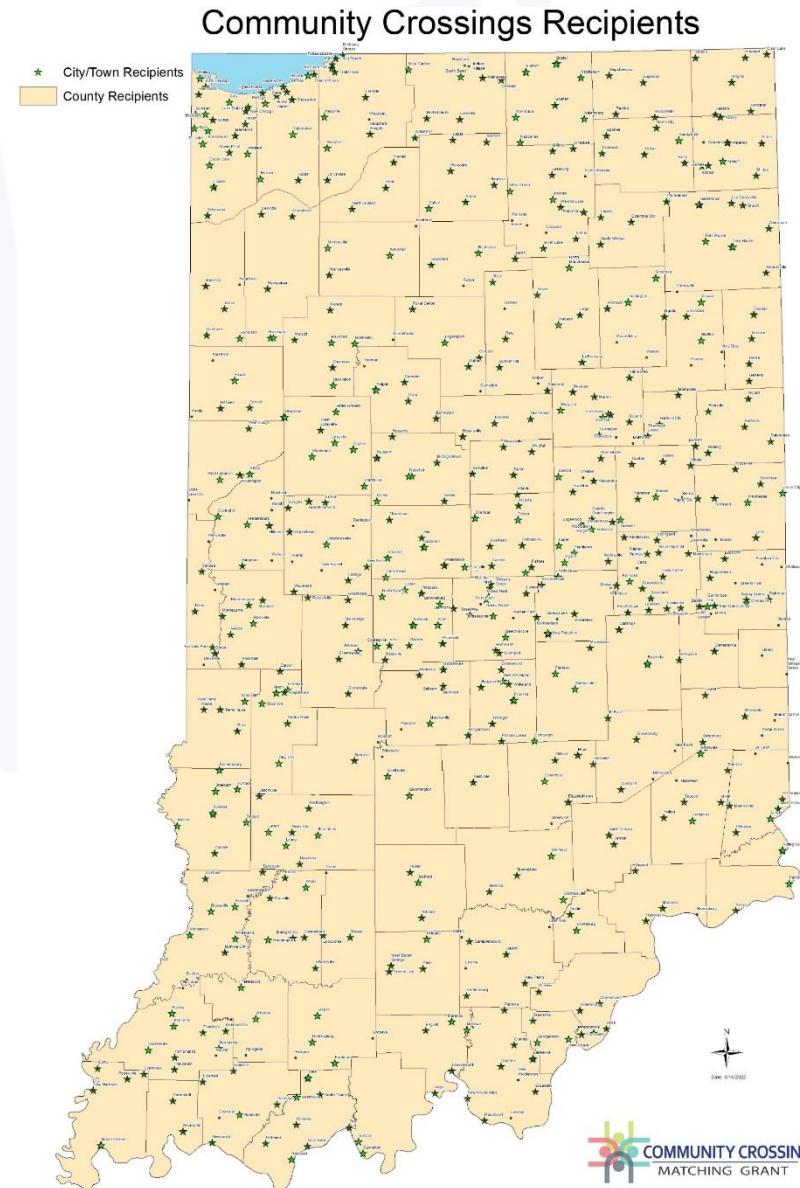
# INDOT Capital Program



# Community Crossings Matching Grant

Since 2016, more than \$1.15 billion in state funds have been awarded to local communities.

- **2022-2 Call**
  - Awards to be announced next week
  - Opened July 1, 2022 and closed Aug. 31, 2022
  - 302 applications submitted by 231 communities for 1,446 road and bridge projects
- **2022-1 Awards**
  - **\$107.8 million** in 224 awards to 224 communities for 1,535 road and bridge projects
- **2021 Awards**
  - **\$202.1 million** in 547 awards to 362 separate communities for 3,333 road and bridge projects
- **2016-2020 Awards**
  - **\$840.2 million** to 1,301 separate communities for 12,120 road and bridge projects





# Next Level Roads – Key Project Updates

- INDOT is investing \$60 billion in preservation and construction projects through 2037
- Major Project Updates:
  - I-69 Finish Line – Sixth and final section of I-69 that will improve safety and reduce travel times between Evansville and Indianapolis
  - I-69 ORX – Final I-69 connection between Indiana and Kentucky
  - Sherman Minton – Major bridge rehabilitation and painting project that will add up to 30 years of life to the 59-year-old bridge
  - I-65/I-70 North Split – Reconstruction of Indiana's second most heavily traveled interchange to improve safety and traffic flow
  - South Shore Double Track / West Lake Corridor – Improved and extended commuter rail service in northwest Indiana
  - Clear Path 465 – Improved safety and reduced travel times at the intersection of I-465 and I-69 intersection in Marion County
  - U.S. 30, U.S. 31 and Indy – Planning and Environmental Linkages (PEL) studies underway



# Challenges for INDOT

---

## Adapting to Inflation and Supply Change Issues

INDOT is adapting our program to account for effects of inflation and supply chain issues on our capital, maintenance, and operations programs.





# Inflation – Commodity Average Inflation Impact

Commodity Index	2020 → 2022 % Change
Structural Steel	67%
Hot Dipped Galvanized Steel	113%
Steel Rebar	80%
INDOT Asphalt Binder Index	50%
Concrete Pipe	18%
Portland Cement	11%
Sand, Gravel and Crushed Stone	11%
Construction Machinery	10%
Equipment Rental and Leasing	3%
Plastic Materials and Resins	34%
Paints and Coatings	25%
Aluminum Sheet Plate and Foil	38%
Indiana Gasoline (Retail) *	95%
Indiana Diesel (Retail) *	86%
<b>Inputs to Construction</b>	<b>36%</b>

Source: IHS Markit

\* Source: AAA

# Bipartisan Infrastructure Law (BIL)

- Increases funding levels in our core federal program
- Reauthorizes for FY2022-FY2026 several surface transportation programs, including the federal-aid highway program, transit programs, highway safety, motor carrier safety, and rail programs.
- Establishes new types of programs and grant programs, including a focus on bridges.
- Increases funding for the RAISE and INFRA programs.
- Increases INDOT's funding each year over a five-year period
  - Approximately \$156 million the first year to \$233 million in year five
- Grant Examples:
  - \$15 billion in National Infrastructure Project Assistance (NIPA) grants
  - \$7.5 billion in funding for the Rebuilding American Infrastructure with Sustainability and Equity (RAISE) Program
  - \$8 billion in funding for the Infrastructure for Rebuilding America (INFRA) Program
  - \$12.5 billion in grants for bridges

	FY2022	FY2023	FY2024	FY2025	FY2026
INDOT	\$156 million	\$175 million	\$194 million	\$213 million	\$233 million
Locals	\$ 52 million	\$ 58 million	\$ 64 million	\$ 71 million	\$ 77 million

<https://www.in.gov/indot/current-programs/bipartisan-infrastructure-law/>

# BIL —Discretionary Grants

- BIL creates or strengthens many competitive grant programs
  - \$119.9 billion available in U.S. DOT grants.
    - However, only \$59.9 billion available for state and local road and bridge projects.

Program	Amount Available	Applications Due
<a href="#"><u>Consolidated Rail Infrastructure and Safety Improvements Program (CRISI)</u></a>	\$1,427,462,902	12/1/2022
<a href="#"><u>Thriving Communities-Technical Assistance Received</u></a>	\$0	12/6/2022
<a href="#"><u>Competitive Grants for Rail Vehicle Replacement Program</u></a>	\$600,000,000	1/5/2023
<a href="#"><u>National Culvert Removal, Replacement, and Restoration Grant Program</u></a>	\$196,000,000	2/6/2023

<https://www.transportation.gov/dot-navigator>

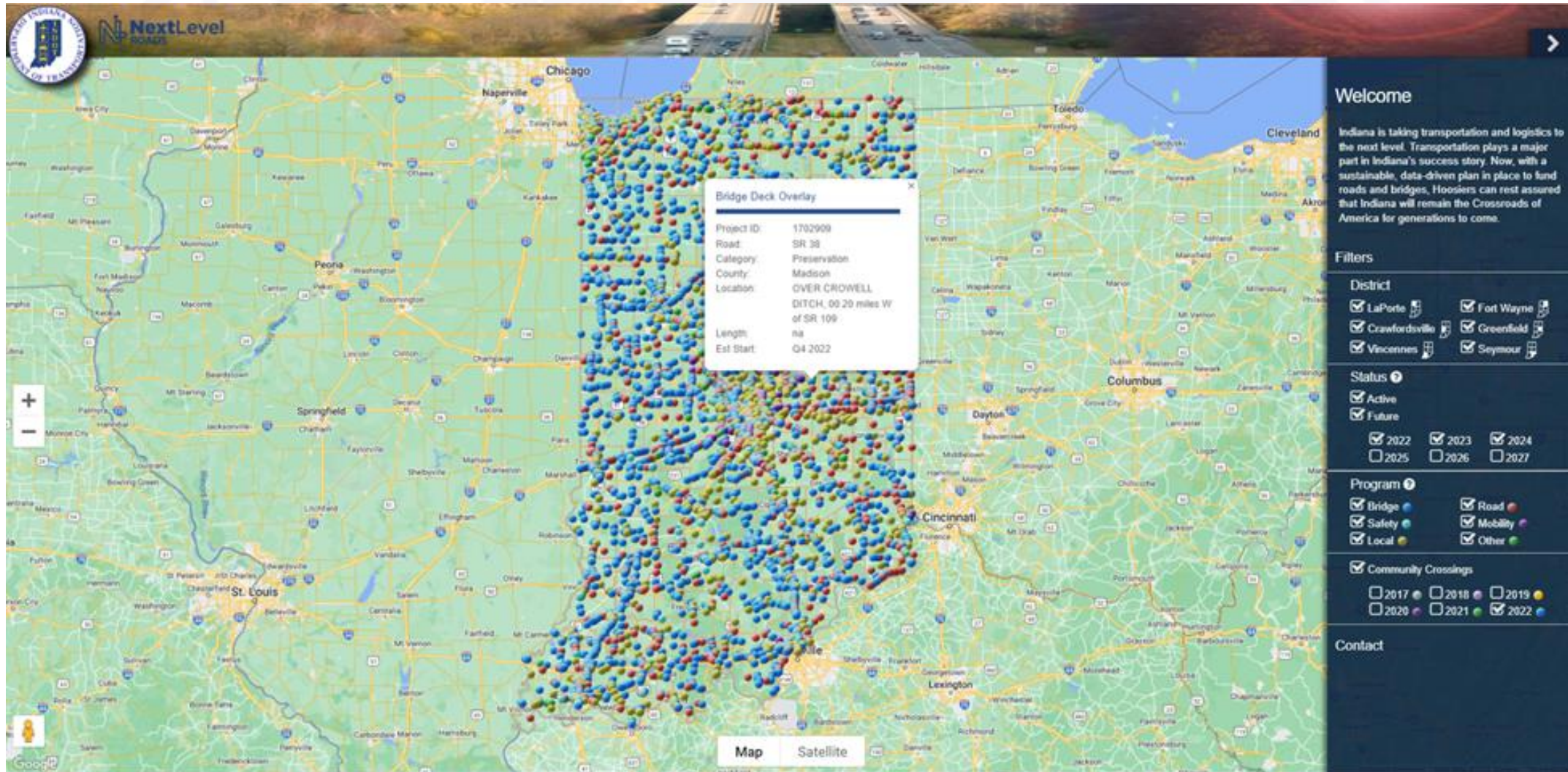
# BIL – Electric Vehicles

- The BIL established the National Electric Vehicle Infrastructure (NEVI) formula program
- INDOT's EV Infrastructure Deployment Plan was approved in September by the federal Office of Energy & Transportation
  - Approval was necessary for Indiana to build out a statewide electric vehicle charging network.
  - Approval enables the state to work with private and public partners to begin investing to bolster the availability of fast, reliable EV charging infrastructure across the state.
- INDOT will receive \$100 million from NEVI over five years.
- INDOT will contract for the installation, operation, and maintenance of EV charging stations.





# Next Level Roads



[NextLevelRoads.com](https://NextLevelRoads.com)



Thank You!